

PRODUCT CATALOG

**Make
Our
Precision
Yours**

Ditron Dental is a biomedical company dedicated to the research, development, and production of premium components for implant-based dental restorations

With over 55 years of expertise in designing, manufacturing, and delivering ultra-precise, mission-critical components for the most demanding industries, we bring unparalleled precision and exceptional quality into the core of our corporate DNA

Our focus is on delivering high-end implantology solutions that are intuitively simple, safe, and reliable, combined with around-the-clock service and support

A cornerstone of our innovation is our in-house team of leading clinicians, micromachining experts, and quality process engineers. Together, they enable us to offer cutting-edge, dependable implant systems that set new standards in safety and performance

Every product we create is meticulously predesigned to exceed even the most stringent quality requirements. Manufactured in our state-of-the-art production facility, each process step is tightly controlled to ensure the highest levels of product safety and reliability




Table of Contents



Introduction	2	Overdenture Restoration	36
Implants		Liberator	38
Ultimate™		Multi-Unit System	40
Key Features	10	Digital Solutions	
Implant Matrix	12	Introduction	44
Drill Sequence Matrix	13	Digital Precision Impression	47
MPI™		3D Printing Dental Model	47
Key Features	14	CAD-CAM System	48
Narrow Implant	16	Surgical Kits & Tools	
Short Implant	17	Introduction	50
Implant Matrix	18	Full Surgical Kit	52
Drill Sequence Matrix	20	Mini Surgical Kit	54
OPI™		Full Drill Stopper Kit	56
Key Features	22	Surgical Tube	58
Implant Matrix	24	Drill Stopper D-Tube	60
Drill Sequence Matrix	25	Surgical Drills	62
Prosthetics		Prosthetic Screws	64
Healing Cap	28	Ratchets & Depth Probe	65
Impression Coping	30	Insertion Tools	66
Temporary Abutments	31	Packaging	
Cement Retained	32	Ultimate™ & MPI™ Packaging	68
Casting Abutments	34		

Precision, Built In

For over 55 years, Ditron has been a global leader in the design, production, and Just-in-Time (JIT) delivery of ultra-precise, mission-critical components. Our parts are engineered to perform flawlessly in the most extreme and demanding environments, where failure is not an option. Leveraging state-of-the-art technology and rigorous process control, we achieve single-micron level precision with a proven zero PPM (zero defects per million parts) performance record. Excellence and uncompromising quality have always been at the heart of everything we do.

At Ditron, we cultivate professionalism, expertise, and dedication—key values that, combined with an exceptional clinical team, form the foundation of Ditron Dental. We believe that innovation thrives through a multidisciplinary approach. By bringing together engineers, micromachining specialists, and world-class clinicians, we drive the development of advanced implant-based solutions. Our mission is to enable restorations that closely replicate natural dentition, optimizing long-term success and improving patient outcomes. Ditron Dental is committed to delivering safe, reliable solutions that enhance patients' well-being both functionally and aesthetically.

We offer a comprehensive portfolio of implants and prosthetic components designed for implant dentistry. Our Molecular Precision Implant System™ is engineered for exceptional simplicity, reliable functionality, and outstanding flexibility, ensuring high-quality, aesthetic restorations.

Patient safety and product reliability are central to our operations. Ditron Dental's stringent quality management system oversees every stage of the in-house production process—from raw material to cleanroom packaging. Each step is meticulously monitored and continuously validated to ensure consistent excellence.



Key Quality Elements.


At Ditron Dental, product safety and reliability are the cornerstone of all our operations. Our comprehensive quality management system meticulously oversees every stage of the in-house implant production process. From raw material to cleanroom packaging, all production steps are carried out in our state-of-the-art facility, ensuring consistency and excellence.

Each process step is rigorously monitored and continuously validated to uphold the highest standards of product safety and reliability. This robust quality assurance system is designed to maintain our proven zero PPM (zero defects per million parts) performance.

A critical element of our quality assurance program is the specialized training of our operators. Each team member completes an elementary dental implantology course to enhance their expertise and ensure the highest precision in the production of dental implants.

All implants and prosthetics undergo extensive internal testing and in-process inspections that meet and often exceed all applicable regulations and standards. Before cleanroom packaging, every implant and instrument are mechanically washed and disinfected to the most stringent specifications. The implants are then transferred to our ISO 14644-1 (Class 7)-compliant cleanroom facilities, which maintain particle counts of less than 1 per million/m³ for exceptional packaging integrity.

Ditron Dental products are manufactured and inspected according to relevant specifications and conform to quality control and assurance requirements, comply with the requirements of ISO 13485:2016, FDA 21 CFR Part 820- Quality System Regulation and CE according to EU Medical Device Directive 93/42/EEC. Additionally, Ditron Dental products are FDA 510(k)-cleared, reinforcing our commitment to delivering safe, high-quality solutions that meet the most rigorous international standards.



Grade 23 Titanium

(Ti6Al4V ELI Titanium Alloy)

Titanium Grade 23, also known as Titanium grade 5 ELI (Extra Low Interstitial), is a Titanium alloy (Ti6Al4V) used in the production of all Ditron Dental Implants and Abutments.

Ditron Dental has methodically chosen Titanium Grade 23 over Titanium grade 4 CP (Commercially Pure) for the following reasons:

General Characteristics

The high strength, low weight ratio and outstanding corrosion resistance inherent to Titanium and its alloys have led to a wide and diversified range of successful applications which demand high levels of reliable performance in surgery and medical devices. Titanium is available in several different grades. Pure Titanium is not as strong as the different Titanium alloys are. Ti6Al4V is the most widely used Titanium alloy. It features good machinability and excellent mechanical properties. Ti6Al4V also has numerous applications in the medical industry. The biocompatibility of Ti6Al4V is excellent, especially when direct contact with tissue or bone is required.

Special Characteristics

Ti6Al4V ELI (Grade 23) is very similar to Ti6Al4V (Grade 5), except that Ti6Al4V ELI contains reduced levels of oxygen, nitrogen, carbon and iron. ELI is short for "Extra Low Interstitials", and these lower interstitials provide improved ductility and better fracture toughness for the Ti6Al4V ELI material.

Hardness

The 6% aluminum presence increases the hardness, reduces the specific weight, and improves the modulus of elasticity "E". Furthermore, association of aluminum and vanadium reduces the thermal conductivity by about 50% and increases the wear resistance by the same percentage.

Surface Resistance

Titanium alloy Ti6Al4V ELI is an alpha-beta alloy containing both elements: alpha stabilizers (aluminum and oxygen) and beta stabilizers (vanadium).

Fracture toughness & resistance to crack propagation

The Ti6Al4V ELI alloy (Titanium grade 23) used for all Ditron Dental implant lines (MPI, ULT, OPI, API), all require very high fracture toughness. Ti6Al4V ELI (Grade 23) Titanium alloy is treated with a particular process

of reduction of interstitial elements (ELI process), which significantly improves the K values (values of effort to which the material can resist in presence of cracks).

Fatigue Resistance

The complex manner in which the microstructure and morphology combine together to vary the properties of the material, brings to a fatigue behavior that is generally evaluated experimentally on a case by case basis, depending on requirements. In general, it can be stated that all changes that increase the yield strength also induce an improvement in the fatigue resistance.

Tenacity - Grade 23 Titanium has a value of 830 MPa, compared to 550 MPa for Titanium grade 4.

Yield strength - Grade 23 Titanium has a value of 760 MPa, compared to 480 MPa for Titanium grade 4.

Molecular Precision Implant System™

The Molecular Precision Implant System™ components are all designed in-house with the highest attention to safety, reliability and simplicity. Our multidisciplinary research & development team is equipped with the latest 3D CAD/CAM design capabilities.

Standardized Handling

All Ditron Dental implants and abutments share a standard internal hexagonal locking connection, so that the ideal combination may be assembled to address each specific case. This is the optimal basis for achieving a strong, functioning and esthetic final restoration.

Implant - Abutment Connection

We at Ditron Dental believe that the esthetics and long-term success of the final restoration are greatly influenced by the design of the implant-abutment connection. The well trusted design of the internal hexagon connection is further strengthened by our MolecuLock™ concept which incorporates very tight manufacturing tolerances in 3 critical parameters – Mating Tolerances, Roundness and Surface Roughness.

The Molecular Precision Implant System™ production process is specifically designed to tightly control these 3 key elements and in turn provide:

Maximal rotational precision - This means that the implant position recorded by the impression coping will be accurately reproduced on the laboratory model, thereby ensuring that the final restoration will be aligned exactly as intended. In addition, the risk of loosening the abutment screw is greatly reduced.

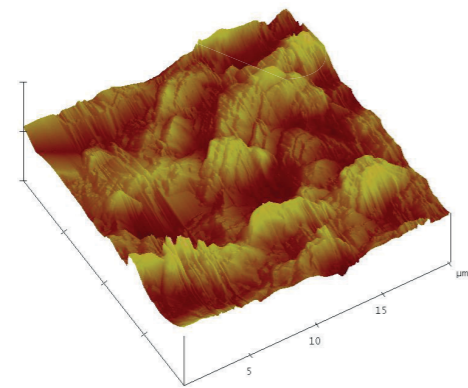
Minimal microgap - "microgap" between the implant platform and the abutment is kept to an absolute minimum. This has the clinical benefit of reducing the possibility of bacterial contamination and improving the long term bone level stability.

Molecular Precision™ Surface Treatment

All Ditron Dental implants feature a blasted and thermally acid-etched endosseous surface. The micro and macro structure achieved by this process facilitates an accelerated osseointegration of the MPITM implants.

To ensure repeatability, each and every implant is individually blasted with abrasive particles in an automated system that controls the speed, direction, pressure and size of the particles that collide with the implant. This ensures that each and every implant will undergo the same process and demonstrate the same excellent surface characteristics.

The excellent implant surface morphology is then created by a controlled thermal-acid-etching process. Finally, a high purity cleaning procedure is introduced to ensure that no foreign particles remain on the implant's surface. The cleanliness level and sterility of our implants are routinely checked by XPS measurements . (see tables 1-2).



Atomic force microscopy (AFM) surface topography clearly demonstrate the improved Bone to Implant Contact (BIC) and the improved mechanical anchorage.

Table 1 XPS Element Composition, Atomic %

Methodology	Lot	Point	N	C	O	V	Ti	Al
The elemental composition and atomic concentrations of the surface treatment were calculated using elemental sensitivity factors without applying any standardization procedure.	MPI™ lot 531	1 down	1.4	26.7	51.33	0.4	16.8	2.4
	MPI™ lot 531	2 up	0	28.3	51.6	1.1	16.2	2.9

Table 2 Ti Oxide Thickness (nm) – Lot 531

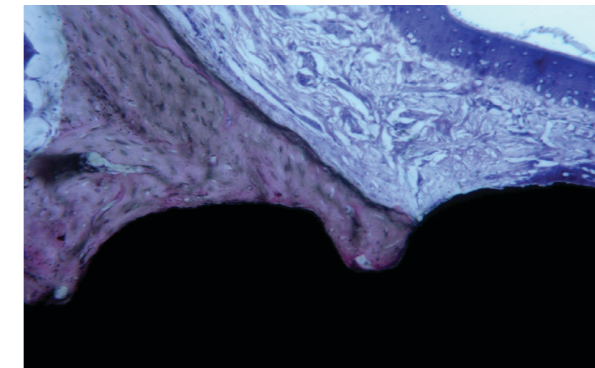
Methodology	Point	1 down 500µm PE150eV	3 down 500µm PE150eV
The thickness of the Titanium Oxide layer was calculated from the high resolution energy spectra of Ti2p electrons.	D, nm	6.7	6.8

R&D

We are dedicated to advancing dental implant solutions through rigorous, science-driven research and development. Collaborating with leading universities worldwide, we contribute to groundbreaking studies in the field.

A prominent example is our participation in novel gene-based peri-implantitis research titled "Genes Associated with Alveolar Bone Loss Around Implants and Teeth as a Result of Bacteria-Induced Inflammation." As part of this study, Ditron Dental undertook the challenge of engineering the world's smallest fully functional dental implant, with a diameter of just 0.5mm!.

This innovation enabled researchers to establish, for the first time, a murine model for bacteria-induced alveolar bone loss around titanium implants. This model provides a unique platform to test the hypothesis that peri-implantitis and periodontitis while presenting distinct phenotypic and genotypic characteristics, may share a common genetic foundation.



Histological analysis of Ditron's implant revealed that newly formed bone predominantly colonized the pores in close proximity to the preexisting cortical bone. Notably, new bone tissue formation was clearly observed.

Ditron 0.5mm implant compared to a 1 US cent coin.



Implants

All Ditrion Dental implants feature a blasted and thermally acid-etched endosseous surface.

To ensure repeatability, each and every implant is individually blasted with abrasive particles in an automated system that controls the speed, direction, pressure and size of the particles that collide with the implant. This ensures that each and every implant will undergo the same process and demonstrate the same excellent surface characteristics.

The excellent implant surface morphology is then created by a controlled thermal-acid-etching process.

Finally, a high purity cleaning procedure is introduced to ensure that no foreign particles remain on the implant's surface. The cleanliness level and sterility of our implants are routinely checked by XPS measurements .

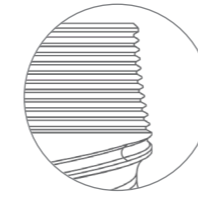


ULT™ Ultimate Precision Implant

The ULT™ Dental Implant System incorporates an advanced micro-macro geometry design, offering a consistent implant-to-bone contact and exceptional initial stability.

Its innovative features include the patented Reverse Concave Neck (RCN) with micro-threads, which effectively disperse axial loads and help preserve peri-implant marginal bone and soft tissue. Additionally, the MolecuLock™ biomechanical implant-abutment seal minimizes micro-gaps, creating a barrier against bacterial infiltration.

Combined with Platform-Switching, ULT™ design protects crestal bone and soft tissue from peri-implantitis, improving long-term success and aesthetics.

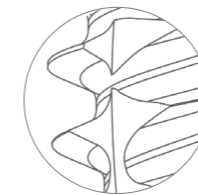
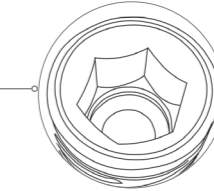


Platform Switching

Increases the implant contact surface area with the bone and preserves a greater proportion of bone and soft tissue.

Standard Internal Hex

A single platform optimized for straightforward restoration procedures.

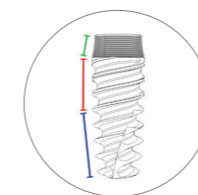
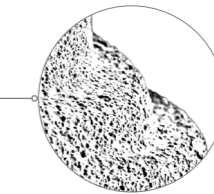


Helical Apico-Coronal Slots

Enable the implant to be self-tapping, reducing bone insertion forces.

Molecular Precision Surface Treatment

SLA based osseointegration.

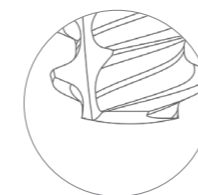
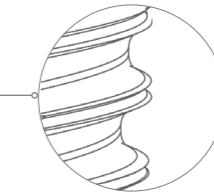


Implant Profile

The truncated-cone profile reproduces root-form morphology.


Progressive Thread

Generates a gentle and progressive vertical and horizontal bone compaction.


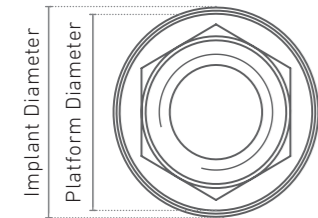


Cutting Apex Edge

Provides self drilling and self tapping capacity to the implant.



Dimensions



Diameter	Length (mm)	Catalog No.
Ø3.75	7	ULT-07375
	8	ULT-08375
	10	ULT-10375
	11.5	ULT-11375
	13	ULT-13375
	16	ULT-16375



Diameter	Length (mm)	Catalog No.
Ø4.2	7	ULT-07420
	8	ULT-08420
	10	ULT-10420
	11.5	ULT-11420
	13	ULT-13420
	16	ULT-16420

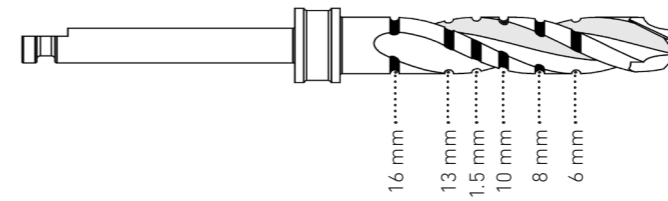


Diameter	Length (mm)	Catalog No.
Ø5.0	7	ULT-07500
	8	ULT-08500
	10	ULT-10500
	11.5	ULT-11500
	13	ULT-13500
	16	ULT-16500



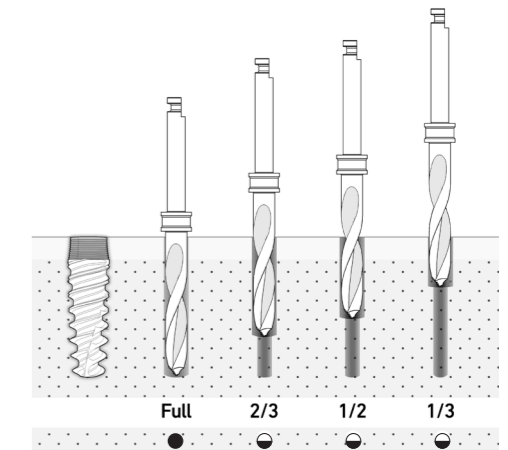
Diameter	Length (mm)	Catalog No.
Ø6.0	7	ULT-07600
	8	ULT-08600
	10	ULT-10600
	11.5	ULT-11600
	13	ULT-13600
	16	ULT-16600

Drill Sequence



Ø3.75 mm

	Ø1.9	Ø2.0	Ø2.8	Ø3.2
Soft Bone	✓	●	● 1/2	● 1/3
Hard Bone	✓	●	● 2/3	● 1/3
	1200-1500	900-1200	500-700	200-400

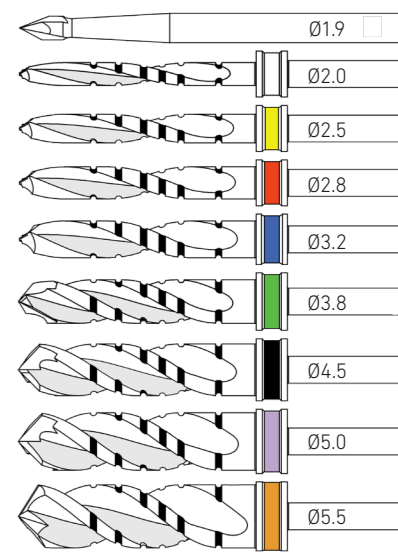


Ø4.2 mm

	Ø1.9	Ø2.0	Ø2.8	Ø3.2	Ø3.8
Soft Bone	✓	●	● 1/2	● 1/3	● 1/3
Hard Bone	✓	●	●	● 2/3	● 1/3
	1200-1500	900-1200	500-700	400-700	200-400

Ø5.0 mm

	Ø1.9	Ø2.0	Ø2.8	Ø3.2	Ø3.8	Ø4.5
Soft Bone	✓	●	●	● 1/2	● 1/3	● 1/3
Hard Bone	✓	●	●	●	● 2/3	● 1/3
	1200-1500	900-1200	500-700	400-700	400-600	200-400



Ø6.0 mm

	Ø1.9	Ø2.0	Ø2.8	Ø3.2	Ø3.8	Ø4.5	Ø5.0	Ø5.5
Soft Bone	✓	●	●	●	●	● 1/2	● 1/3	● 1/3
Hard Bone	✓	●	●	●	●	●	● 1/2	● 1/3
	1200-1500	900-1200	500-700	400-700	400-600	400-600	300-500	200-400

Drill to mark osteotomy site
 Drill osteotomy to implant
 Drill osteotomy partially acc to implant

For all drill sequences based on bone type, an additional 1 mm should be added to the drill length to accommodate the angled cutting tip.

In hard bone (D-I, D-II), use new drills and abundant irrigation. Countersink Drill should be used if the standard hard bone protocol is insufficient to fully seat the implant without exceeding the recommended maximum insertion torque. For implants Ø3.3 and Ø3.5, do not exceed 45N-cm. For implants Ø3.75 and above, do not exceed 70N-cm.

The procedure recommended by Ditrón Dental cannot replace the surgeon's judgment and experience.

SCR-1000 - A sterile Titanium cover screw for two-stage surgical procedure is included in each implant packaging. Hand tighten with the 1.25 hex driver. For use during submerged healing. Recommended tightening torque 15 Ncm.

For the Ditrón Ultimate™ Implant please use SmartPeg type 49 - calibrated for Osstell IDx and Osstell ISQ measurement instruments. For Penguin ISQ measurement instruments, use MulTipeg 79 Ref 55087 calibrated for Penguin RFA and Penguin II.



MPI™ Molecular Precision Implant

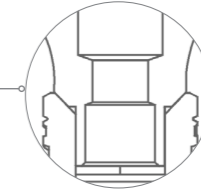
The MPI™ Dental Implant System introduces a novel implant design, engineered to provide both excellent initial stability and a secure, long-term biological anchor. Key design elements include the innovative Spherical Helix Chamber, which traps blood and bone fragments for assisted osseointegration. The MPI's beveled collar positions the implant-abutment junction inward, away from the coronal bone, enabling a platform-switching configuration that helps prevent coronal bone resorption. Additionally, the MolecuLock™ biomechanical implant-abutment seal is designed to minimize micro-gaps, creating a barrier too narrow for bacterial infiltration and thereby protecting the crestal bone and soft tissue from periimplantitis, and improving long-term implant success with optimal esthetics.



Epicrestal level placement including a beveled collar shifting the implant abutment junction inward, in order to achieve platform-switching configuration.

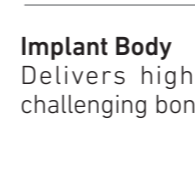
MolecuLock™

Biomechanical Precision-engineered at a micron level to minimize micro-gaps and reduce the risk of micro-movement.



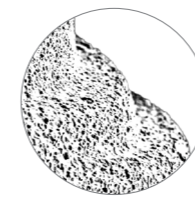
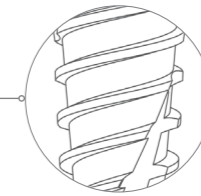
Assisted Osseointegration

The unique Spherical Helix Chamber creates a localized structure that acts as a scaffold, promoting wound healing and bone formation through existing osteoblasts.

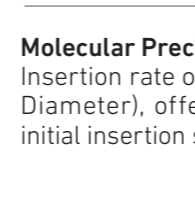


Implant Body

Delivers high initial stability, even in challenging bone conditions.

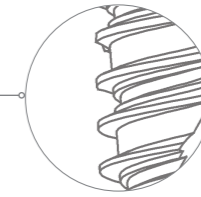


Molecular Precision Surface Treatment
SLA based osseointegration.




Molecular Precision Implant

Insertion rate of 2.2mm per revolution (Pitch Diameter), offering refined control during initial insertion stages.



Cutting Apex Edge

Provides self-drilling and self-tapping capacity to the implant.



MPI™ Narrow Ø3.3mm

The newest member of the Molecular Precision Implant line is the 3.3mm MPI™ implant. This revolutionary narrow implant utilizes a standard 2.43mm internal hex, allowing the use of the entire Ditron prosthetic range. From 3.3mm diameter up to 6.0mm, the same 2.43mm connection is used without compromising functionality nor safety.


We have integrated our 47 years of Aerospace micro-machining and dental knowledge into the design of the 3.3mm narrow implant design.

In order to assure mechanical integrity and long term safety we conducted extensive mechanical stress testing. The following testing was conducted by the Technion (among the world's top ten science and technology research universities) research labs:

Static: Average static load test showed an average of 773N

Dynamic: 5 million cycles fatigue limit of 320N

Maximum: Maximum endured load of 1072N-mm




MPI™ Short L6.0mm


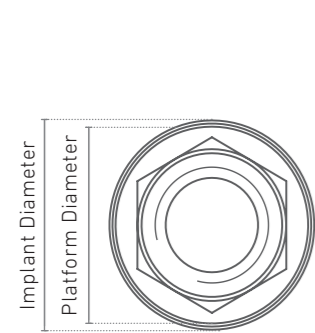
The Ditron MPI™ Short Implant was designed to allow the clinician to avoid extensive augmentation procedures in patients with insufficient vertical bone for conventional implants.

The Ditron short MPI™ implant is available in 4.2, 5.0 and 6.0mm diameters.

The Ditron short MPI™ implants are intended for subcrestal placement. The implants' beveled collar shifts the implant-abutment junction inward in order to achieve platform-switching configuration. Platform switching generates a perfect environment for the soft-tissue growth and helps prevent bone resorption and improved esthetical results



Dimensions



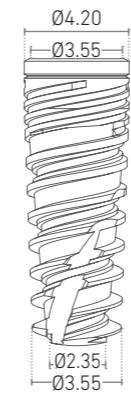
Diameter	Length (mm)	Catalog No.
Ø3.30	8	MPI-08330
	10	MPI-10330
	11.5	MPI-11330
	13	MPI-13330
	16	MPI-16330



Diameter	Length (mm)	Catalog No.
Ø3.50	8	MPI-08350
	10	MPI-10350
	11.5	MPI-11350
	13	MPI-13350
	16	MPI-16350



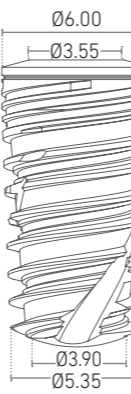
Diameter	Length (mm)	Catalog No.
Ø3.75	8	MPI-08375
	10	MPI-10375
	11.5	MPI-11375
	13	MPI-13375
	16	MPI-16375



Diameter	Length (mm)	Catalog No.
Ø4.2	6	MPI-06420
	8	MPI-08420
	10	MPI-10420
	11.5	MPI-11420
	13	MPI-13420
	16	MPI-16420



Diameter	Length (mm)	Catalog No.
Ø5.00	6	MPI-06500
	8	MPI-08500
	10	MPI-10500
	11.5	MPI-11500
	13	MPI-13500
	16	MPI-16500



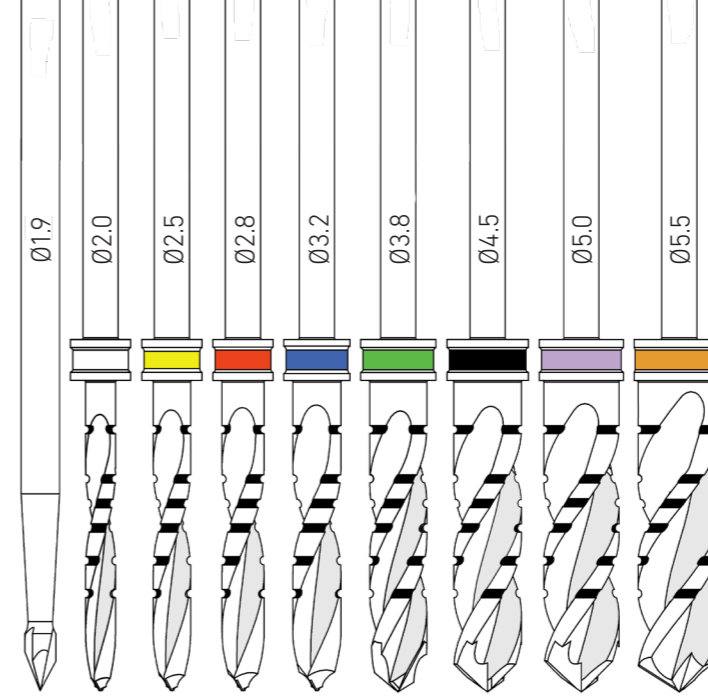
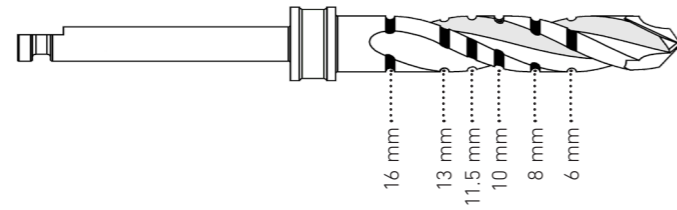
Diameter	Length (mm)	Catalog No.
Ø6.00	6	MPI-06600
	8	MPI-08600
	10	MPI-10600
	11.5	MPI-11600
	13	MPI-13600

SCR-1000 - A sterile Titanium cover screw for two-stage surgical procedure is included in each implant packaging. Hand tighten with the 1.25 hex driver. For use during submerged healing. Recommended tightening torque 15 Ncm.

For the Ditrion MPI™ Implant please use SmartPeg type 49 - calibrated for Osstell IDx and Osstell ISQ measurement instruments.
For Penguin ISQ measurement instruments, use **Penguin^{RFA}** MulTipeg 79 Ref 55087 calibrated for Penguin RFA and Penguin II.



Drill Sequence



Ø3.30 mm

	Ø1.9	Ø2.0	Ø2.8
Soft Bone	✓ 1200-1500	● 500-700	●
Hard Bone	✓ 1200-1500	● 500-700	● 200-400

Ø3.50 mm

	Ø1.9	Ø2.0	Ø2.8	Ø3.2
Soft Bone	✓ 1200-1500	● 900-1200	● 500-700	●
Hard Bone	✓ 1200-1500	● 900-1200	● 500-700	● 200-400

Ø3.75 mm

	Ø1.9	Ø2.0	Ø2.8	Ø3.2
Soft Bone	✓ 1200-1500	● 900-1200	● 500-700	●
Hard Bone	✓ 1200-1500	● 900-1200	● 500-700	● 200-400

Ø4.2 mm

	Ø1.9	Ø2.0	Ø2.8	Ø3.2	Ø3.8
Soft Bone	✓ 1200-1500	● 900-1200	● 500-700	● 400-700	●
Hard Bone	✓ 1200-1500	● 900-1200	● 500-700	● 400-700	● 200-400

Ø5.0 mm

	Ø1.9	Ø2.0	Ø2.8	Ø3.2	Ø3.8	Ø4.5
Soft Bone	✓ 1200-1500	● 900-1200	● 500-700	● 400-700	● 400-600	●
Hard Bone	✓ 1200-1500	● 900-1200	● 500-700	● 400-700	● 400-600	● 200-400

Ø6.0 mm

	Ø1.9	Ø2.0	Ø2.8	Ø3.2	Ø3.8	Ø4.5	Ø5.0	Ø5.5
Soft Bone	✓ 1200-1500	● 900-1200	● 500-700	● 400-700	● 400-600	● 400-600	● 300-500	●
Hard Bone	✓ 1200-1500	● 900-1200	● 500-700	● 400-700	● 400-600	● 400-600	● 300-500	● 200-400

For all drill sequences based on bone type, an additional 1 mm should be added to the drill length to accommodate the angled cutting tip.

In hard bone (D-I, D-II), use new drills and abundant irrigation. Countersink Drill should be used if the standard hard bone protocol is insufficient to fully seat the implant without exceeding the recommended maximum insertion torque. For implants Ø3.3 and Ø3.5, do not exceed 45N-cm. For implants Ø3.75 and above, do not exceed 70N-cm.

The procedure recommended by Ditron Dental cannot replace the surgeon's judgment and experience.

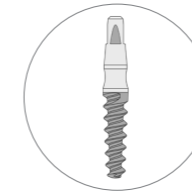

✓ Drill to mark osteotomy site
● Drill osteotomy to implant
● Drill osteotomy partially acc to implant

OPI™ One-Piece Implant

The OPI™ One-Piece Dental Implant provides excellent initial stability in diameters of 3.0 and 3.3 mm. It is highly recommended for narrow ridges and tight interproximal spaces, i.e. maxillary lateral incisors and mandibular incisors.

The dental implant has an integral abutment designed for a one-stage surgical procedure and immediate load. The beveled collar promotes soft-tissue growth and helps prevent bone resorption.

Every OPI™ implant is provided with a plastic carrier for easy handling.

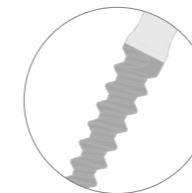
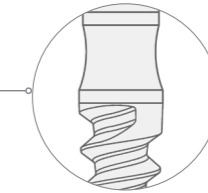


Key Design Features:

A self-tapping, one-piece implant with an integrated abutment engineered for single-stage surgical procedures and cement-retained restorations.

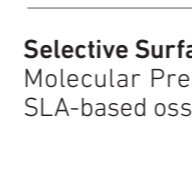
Integrated Restorative Abutment

The beveled collar aims for optimal soft-tissue adaptation and growth.



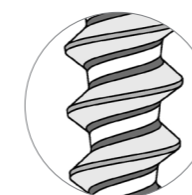
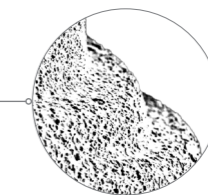
Implant Profile

Designed for narrow ridges, effectively addressing challenges in tight spaces.



Selective Surface Treatment

Molecular Precision Surface Treatment – SLA-based osseointegration.



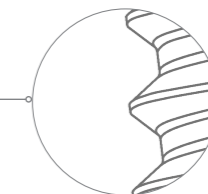
Single Thread Design

Provides sharp, precise bone cutting ability for improved insertion.



Implant Body

Delivers high initial stability, even in compromised bone conditions.

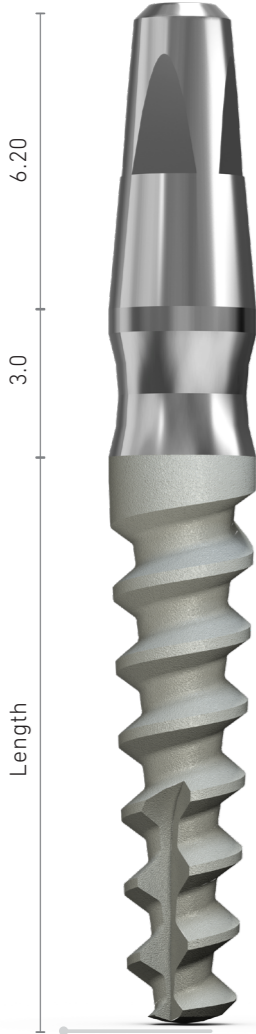


Narrow Apex Design

Facilitates easy insertion with directional adjustability during the initial placement phase.



Dimensions

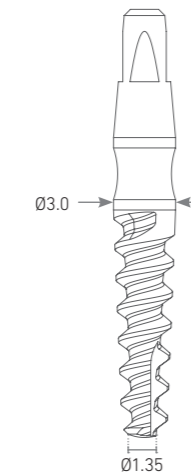


6.20

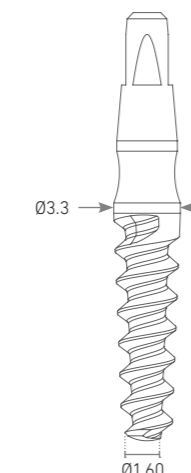
3.0

Length


Apical Diameter




Diameter	Length (mm)	Catalog No.
Ø3.0	10	OPI-1030
	11.5	OPI-1130
	13	OPI-1330
	16	OPI-1630



Diameter	Length (mm)	Catalog No.
Ø3.3	10	OPI-1033
	11.5	OPI-1133
	13	OPI-1333
	16	OPI-1633



TSQK-200340
OPI Short Hand & Ratchet Key
external square connection
length: 21mm



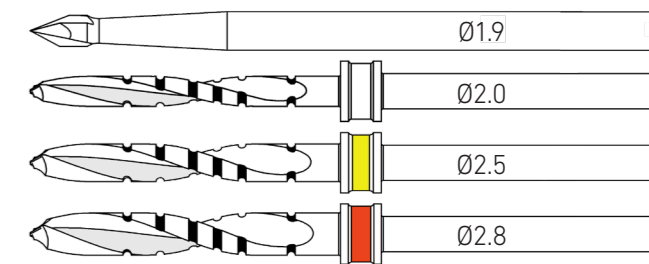
ONE-2011
One Piece Analog



Drill Sequence

Ø3.0 mm		Ø1.9	Ø2.0	Ø2.5
Soft Bone	✓	●	●	●
Hard Bone	✓	●	●	●
		1200-1500	900-1200	700-900

Ø3.3 mm		Ø1.9	Ø2.0	Ø2.5	Ø2.8
Soft Bone	✓	●	●	●	●
Hard Bone	✓	●	●	●	●
		1200-1500	900-1200	700-900	400-700



For all drill sequences based on bone type, an additional 1 mm should be added to the drill length to accommodate the angled cutting tip.

In hard bone (D-I, D-II), use new drills and abundant irrigation. Countersink Drill should be used if the standard hard bone protocol is insufficient to fully seat the implant without exceeding the recommended maximum insertion torque. For implants Ø3.3 and Ø3.5, do not exceed 45N-cm. For implants Ø3.75 and above, do not exceed 70N-cm.

The procedure recommended by Ditrion Dental cannot replace the surgeon's judgment and experience.

Prosthetics

Comprehensive Restorative Solutions

Ditron Dental's internal hex prosthetics portfolio provides solutions for all indications. From single unit restoration to full arch restoration, one or two stage, immediate or delayed loading procedures you will find an implant/prosthetic combination that addresses the clinical situation and meets the best needs of the patient.

Compatibility

Abutments and components fit all standard hexagonal locking systems. Nevertheless, we highly recommend using Ditron Dental's prosthetic parts to ensure the perfect connection between implant & abutment (MolecuLock™).

Quality

Precision turning and milling ensures that all abutments are delivered with the highest quality and precision.


Strength

All of Ditron's abutments are manufactured from biocompatible medical Grade 23 Titanium alloy that has been tested for strength and durability.

All abutments are delivered with an abutment screw.



Healing Caps



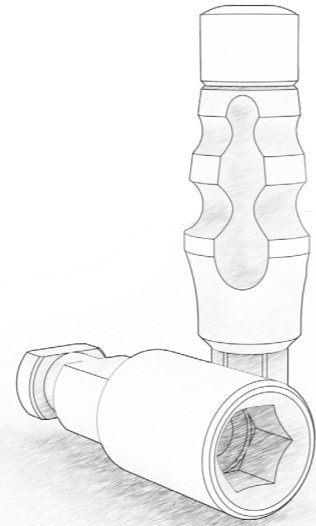
Cylindrical Healing Cap

	Catalog No.	Height (H)	Diameter (Ø)
	CHC-2012	2mm	Standard Ø4.6mm
	CHC-2013	3mm	
	CHC-2014	4mm	
	CHC-2015	5mm	
	CHC-2016	6mm	
	CHC-2017	7mm	

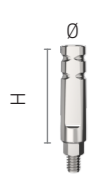

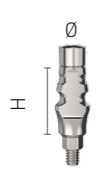

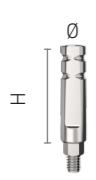

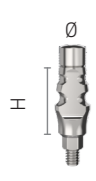

Anatomic Healing Cap

	Catalog No.	Height (H)	Diameter (Ø)
	HC-1032	2mm	Narrow Ø3.6mm
	HC-1033	3mm	
	HC-1034	4mm	
	HC-1035	5mm	
	HC-1012	2mm	Standard Ø4.6mm
	HC-1013	3mm	
	HC-1014	4mm	
	HC-1015	5mm	
	HC-1016	6mm	
	HC-1017	7mm	
		HC-1023	
HC-1025		5mm	

Impression Coping



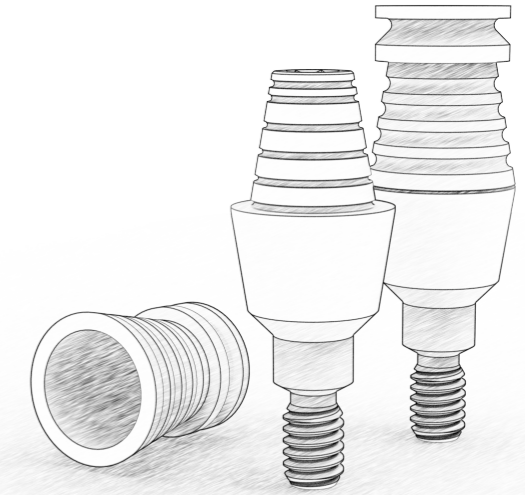
Transfers

Closed	Open	Catalog No.	Height (H)	Diameter (Ø)	Included Screw
		TRC-3030	12mm	Narrow Ø3.35mm Closed tray	TRS-3050
		TRO-3030	12mm	Standard Ø4.5mm Open tray	TRS-3040
		TRC-3020	8mm	Standard Ø4.5mm Closed tray	TRS-3060
		TRO-3010	11mm	Standard Ø4.5mm Open tray	TRS-3040

Analogs

Catalog No.	Height (H)	Diameter (Ø)
AN-2010	12.5mm	Ø4.20mm
ONE-2011	20.7mm	One Piece Analog Ø3.3mm

Temporary Abutments



Abutments

Catalog No.	Height (H)	Diameter (Ø)
TAB-7001	1.0mm	Ø5.65mm
TAB-7002	2.0mm	
TAB-7003	3.0mm	
TAB-7005	5.0mm	
TAB-7007	7.0mm	

Plastic Sleeve Set

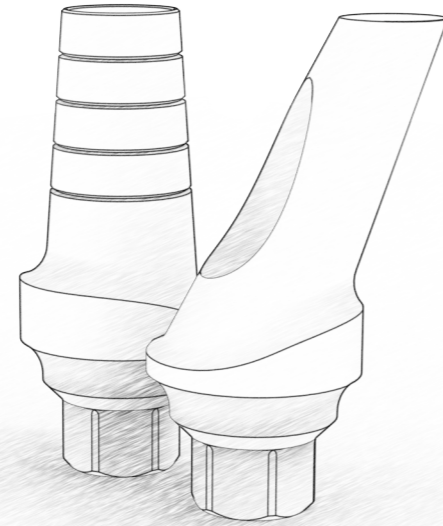
Catalog No.

TAB-7008



* Not to be used for Burn-out Coping

Cement Retained



Straight Abutments

	Catalog No.	Height (H)	Gingiva Height (GH)	Diameter (Ø)
	ABT-6033	8.5mm	-	Slim Narrow Ø3.35mm
	ABT-6033-1	11.5mm	-	
	ABT-6040	6.0mm	-	Narrow Ø3.6mm
	ABT-6030	8.5mm	-	
	ABT-6020	8.5mm	-	Standard Ø4.5mm
	ABT-6010	11.5mm	-	
	ABT-6050-1	7.0mm	1.0mm	Anatomic Ø4.6mm
	ABT-6050-2	7.0mm	2.0mm	
	ABT-6050-3	7.0mm	3.0mm	
	ABT-6050-4	7.0mm	4.0mm	

Angulated Titanium Abutments

	Catalog No.	Height (H)	Shoulder Diameter
	ABT-4015	8.5mm	Standard 15° Ø4.5mm
	ABT-4015-1	11.5mm	
	ABT-4015-1B	11.5mm - Hex rotated by 30°	
	ABT-4025	8.5mm	Standard 25° Ø4.5mm
	ABT-4025-1	8.5mm	
	ABT-4025-1B	11.5mm - Hex rotated by 30°	

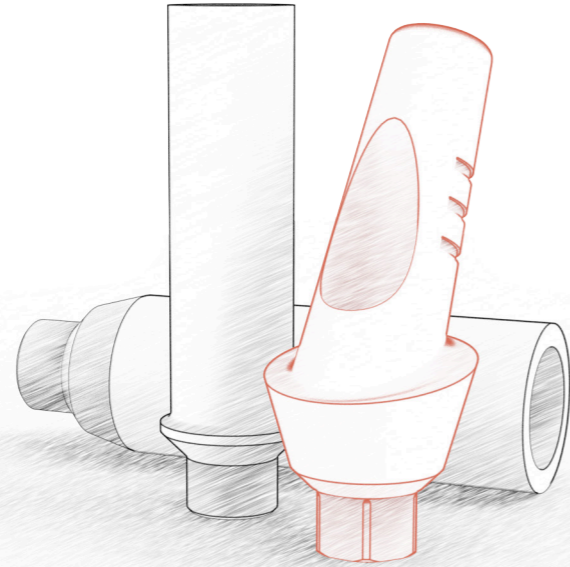
Anatomic Angulated Titanium Abutments

	Catalog No.	Height (H)	Gingiva Height (GH)	Shoulder Diameter
	ABT-5015-1	7.0mm	1.0mm	Anatomic 15° Ø4.6mm
	ABT-5015-2	7.0mm	2.0mm	
	ABT-5015-3	7.0mm	3.0mm	
	ABT-5025-1	7.0mm	1.0mm	Anatomic 25° Ø4.6mm
	ABT-5025-2	7.0mm	2.0mm	
	ABT-5025-3	7.0mm	3.0mm	

* All abutments include a short abutment screw (ABTS-2000).

** Abutment screw should be tightened to 30 Ncm.

Casting Abutments



Casting Abutments with Metal Base

	Catalog No.	Description	Height (H)	Base Height (H2)
	CAT-H10ST	Hexagonal Titanium Base Casting	11mm	1.0mm
	CAC-H10ST	Hexagonal CoCr Base Casting		
	CAT-C10ST	Cylinder Titanium Base Casting	11mm	1.0mm
	CAC-C10ST	Cylinder CoCr Base Casting		

Straight Casting Abutments

	Catalog No.	Description	Height (H)
	CAS-H10ST	Hexagonal	11mm
	CAS-C10ST	Cylinder	

Straight Casting Esthetic Abutments

	Catalog No.	Description	Height (H)	Base Height (H2)
	CAP-H10ST	Hexagonal	10.5mm	1.0mm
	CAP-H20ST		11.5mm	2.0mm
	CAP-H30ST		12.5mm	3.0mm

Angulated Casting Esthetic Abutments

	Catalog No.	Description	Height (H)	Base Height (H2)
	CAP-H1015	15° Casting Esthetic Abutment	9.9mm	1.0mm
	CAP-H2015		10.9mm	2.0mm
	CAP-H3015		11.9mm	3.0mm
	CAP-H1025	25° Casting Esthetic Abutment	8.5mm	1.0mm
	CAP-H2025		9.5mm	2.0mm
	CAP-H3025		10.5mm	3.0mm

* All abutments include a short abutment screw (ABTS-2000/ABTS-2001).

** Abutment screw should be tightened to 30 Ncm.

Overdenture Restoration



Ball Attachment

	Catalog No.	Height (H)	Diameter (Ø)
	BAL-10010	1.0mm	Ø2.5mm
	BAL-10020	2.0mm	
	BAL-10030	3.0mm	
	BAL-10040	4.0mm	
	BAL-10050	5.0mm	
	BAL-10060	6.0mm	

Caps

	Catalog No.	Description
	BAL-MC	Metal Cap Housing
	BAL-SCH	Silicon Cap Hard
	BAL-SCN	Silicon Cap Normal
	BAL-SCS	Silicon Cap Soft
	BAL-DSK	Plastic Disk

LIBERATOR® Overdenture Restoration



Liberator Kit 0°-10°

	Catalog No.	Height (H)	Diameter (Ø)
	LIB-ABT10	1.0mm	Ø3.86mm
	LIB-ABT20	2.0mm	
	LIB-ABT30	3.0mm	
	LIB-ABT40	4.0mm	
	LIB-ABT50	5.0mm	

Analog

	Catalog No.
	LIB-ANA01

Transfer

	Catalog No.
	LIB-TR

Liberator Multi-Function Tool

	Catalog No.
	MULTI-LOC


LIB-PACK: Liberator Retention Inserts Set 0°-10°

	Catalog No.	Description	Retention
	LIB-25CAP	Liberator Insert Titanium Housing	-
	LIB-25RN	Black Cap without Pin	0 lb (0 Kg)
	LIB-SPACER	Liberator Spacer	-
	LIB-25RT	Liberator Insert Clear Cap plus Pin	5 lb (2.27 Kg)
	LIB-25RR	Liberator Insert Pink Cap plus Pin	3 lb (1.36 kg)
	LIB-25RA	Liberator Insert Blue Cap plus Pin	1.5 lb (0.68 kg)
	LIB-25RRD	Liberator Insert Red Cap without Pin	1 lb (0.45 kg)

LIB-PACK/D: Liberator Retention Inserts Set 10°-20°

	Catalog No.	Description	Retention
	LIB-25CAP	Liberator Insert Titanium Housing	-
	LIB-25RN	Black Cap without Pin	0 lb (0 Kg)
	LIB-SPACER	Liberator Spacer	-
	LIB-25RVD	Liberator Insert Green Cap without Pin	4 lb (1.82 Kg)
	LIB-25RND	Liberator Insert Orange Cap without Pin	2 lb (0.91 kg)
	LIB-25RRD	Liberator Insert Red Cap without Pin	1 lb (0.45 kg)

Multi-Unit System



Angulated Multi-Unit Abutment

	Catalog No.	Gingiva Height (GH)	Angulation	Diameter (Ø)
	MUA-0217	2.0mm	17°	4.8mm
	MUA-0317	3.0mm	17°	4.8mm
	MUA-0330	3.0mm	30°	4.8mm
	MUA-0430	4.0mm	30°	4.8mm

All multi-unit abutments includes the screw MUAS-2002

Straight Multi-Unit Abutment

	Catalog No.	Gingiva Height (GH)	Diameter (Ø)
	MUA-10ST	1.0mm	4.8mm
	MUA-20ST	2.0mm	4.8mm
	MUA-30ST	3.0mm	4.8mm
	MUA-40ST	4.0mm	4.8mm
	MUA-50ST	5.0mm	4.8mm









Multi-Unit Transfer


	Catalog No.	Description	Included Screw
	MUP-9140	Closed Tray Transfer	MUS-9151
	MUP-9141	Open Tray Transfer	MUS-9150
	MUSB-4807	Multi-Unit Scan Body	MUS-9170

Multi-Unit Analog

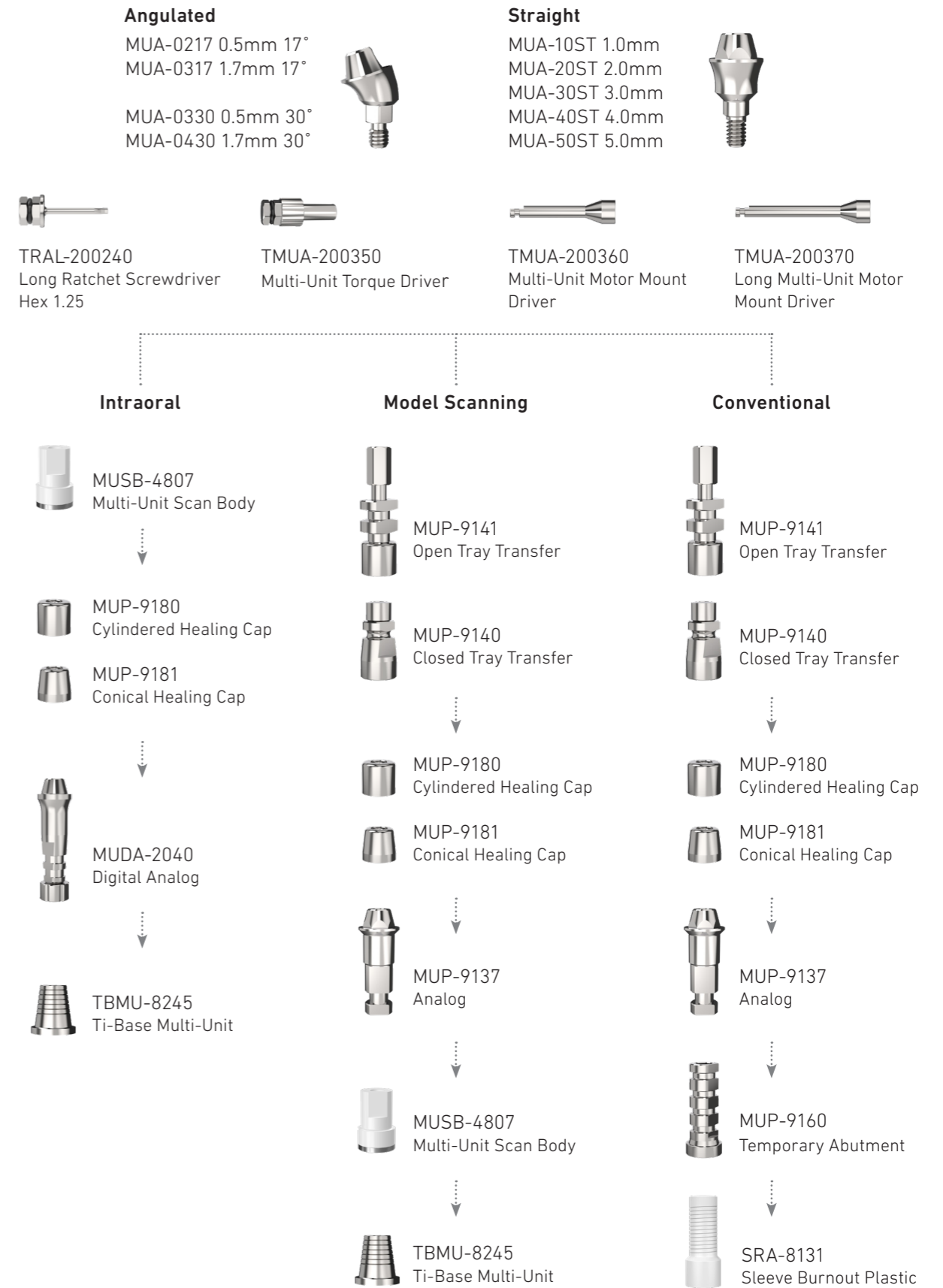
	Catalog No.	Description	Included Screw
	MUDA-2040	Digital Analog Multi-Unit Level	SDA-8040
	MUP-9137	Analog for Multi-Unit Abutment	-

Multi-Unit Components

	Catalog No.	Description	Included Screw
	MUP-9180	Cylindereed Healing Abutment	MUPS-9181
	MUP-9181	Conical Healing Cap	MUPS-9181
	SRA-8131	Sleeve Burnout Plastic	MUS-9170
	MUP-9160	Temporary Abutment	MUS-9170
	MUS-9170	Titanium Screw for Multi-Unit Prosthetics	-
	TMUA-200350	Multi-Unit Torque Driver	-
	TMUA-200360	Multi-Unit Motor Mount Driver	-
	TMUA-200370	Multi-Unit Long Motor Mount Driver	-



Multi-Unit Workflow



Digital Solutions

Experience the future of dentistry with Ditron's cutting-edge computer-aided design and manufacturing (CAD/CAM) solutions!

From seamless intraoral scan abutments to versatile Ti bases and Ti blanks for efficient chairside milling, we offer a complete and advanced CAD/CAM workflow.


Ditron's Dental CAD/CAM components and comprehensive digital libraries empower you to design and manufacture innovative restorations supported by Ditron implants, utilizing the latest digital restoration technology.

Our diverse range of components ensures limitless restorative treatment possibilities, whether for single, partially, or fully edentulous cases.

Taking treatments to the next level with unmatched precision, versatility, and innovation at every step.



Restoration Fabrication: **Simplified** and **Streamlined**



Ditron CAD/CAM workflow is built on three core components that streamline and elevate dental practices, delivering precision and efficiency unmatched by traditional methods.

- Digital Scanning via intraoral scanning
- Precision Design
- Advanced Manufacturing:

By seamlessly integrating scanning, designing, and manufacturing, Ditron's CAD/CAM solutions empower dental professionals to deliver superior outcomes with enhanced efficiency.

Compatible with:



Digital Precision Impression

Using an intraoral scanner saves valuable treatment planning time while providing optimal patient comfort. Ditron scan bodies have been designed to precisely register the restorative position within a user-friendly experience.

	Catalog No.	Diameter (Ø)	Height (H)	Included Screw
	SBTI-3810	Ø3.80mm For use on Implant Ø3.75-Ø6.00	10mm	ABTS-2000
	SBTI-3612	Slim - Ø3.50mm For use on Implant Ø3.30-Ø3.50	12mm	ABTS-2000
	MUSB-4807	Multi-Unit - Ø4.80mm	7mm	MUS-9170

3D Printing Dental Models


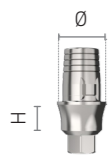
3D printing dental models allows predictable and repeatable results in a very time-efficient process. Additionally, it allows printing complex geometries with accurate detail visualization.

- For 3D printed or plaster model anti-rotational
- Precise engaging positioning
- Implant or Multi-Unit level impression





	Catalog No.	Description	Included Screw
	IDA-2030	Implant Level	SDA-8040
	MUDA-2040	Multi-Unit Level	SDA-8040

CAD-CAM System

Ti Base - Single Crown Restoration (Anti Rotational)

	Catalog No.	Height (H)	Platform (Ø)	Instruction
	TBHX-8240-15	1.5mm	Slim - Ø4.30mm	For use on narrow implant Ø3.30- Ø3.50mm
	TBHX-8240-25	2.5mm		
	TBHX-8230-06	0.6mm	Standard - Ø4.30mm	For use on implant Ø3.75- Ø6.00mm
	TBHX-8230-15	1.5mm		
	TBHX-8230-25	2.5mm		

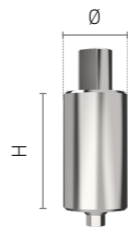
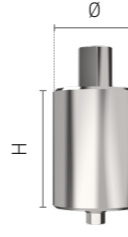
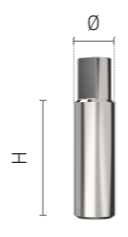
Ti Base - Bridge Restoration (Rotational)


	Catalog No.	Height (H)	Platform (Ø)	Instruction
	TBCL-8241-15	1.5mm	Slim - Ø4.30mm	For use on narrow implant Ø3.30- Ø3.50mm
	TBCL-8241-25	2.5mm		
	TBCL-8232-06	0.6mm	Standard - Ø4.30mm	For use on implant Ø3.75- Ø6.00mm
	TBCL-8232-15	1.5mm		
	TBCL-8232-25	2.5mm		
	TBCL-8231-06	0.6mm	Mini - Ø4.30mm	For use on implant Ø3.75- Ø6.00mm
	TBCL-8231-15	1.5mm		
	TBCL-8231-25	2.5mm		
	TBMU-8245	0.6mm	Multi-Unit - Ø4.80mm	Multi-Unit level

* All products (implant level) include screw ABTS-2000

** TBMU-8245 - (multi-unit level) includes screw MUS-9170

Pre Milled Blanks

	Catalog No.	Height (H)	Diameter (Ø)	Included Screw
	BLKT-8220-9	17mm	Hex Ø9.0mm	ABTS-2000
	BLKT-8220-12	17mm	Hex Ø12.0mm	ABTS-2000
	BLKMU-8220-6	17mm	Multi-Unit Ø6.0mm	MUS-9170



Surgical Instruments

We offer a variety of innovative surgical kits to meet your specific dental implant surgical requirements.

You have your choice of surgical kits with standard carbon-coated twist drills or surgical kits with carbon coated stopper drills. All the kits have an easy to navigate color coding drill system.

The simplicity of the Ditron Dental implant system features single insertion drivers for both dental implant placement and abutment placement. There is no NP, RP or WP platform instrument confusion.



Full Surgical Kit

Catalog No. **FSBOX-001**

Ditron Dental's surgical kit is designed for all procedures.

The kit contains sockets for the drills, drivers, ratchet wrench and spare sockets for any extra tools required by the practitioner.

The kit includes color coded external irrigation drills for a safe procedure.



Contents

DRM19-300419	Marking Drill Ø1.9mm
DRP20-300420	Pilot Drill Ø2.0mm
DRT25-300425	Twist Drill Ø2.5mm
DRT28-300428	Twist Drill Ø2.8mm
DRT32-300432	Twist Drill Ø3.2mm
DRT38-300438	Twist Drill Ø3.8mm
DRT45-300445	Twist Drill Ø4.5mm
DRT50-300450	Twist Drill Ø5.0mm
TPP-200330	Parallel Pin
DRCW-300520	Countersink Standard Ø3.75 / 4.20mm
DRCW-300510	Countersink Wide Ø5.0 / 6.0mm
THSS-200210	Short Manual Screwdriver Hex 1.25
THSL-200220	Long Manual Screwdriver Hex 1.25
TRAS-200230	Short Ratchet Screwdriver Hex 1.25
TRAL-200240	Long Ratchet Screwdriver Hex 1.25
TMAS-200270	Short Motor Mount Driver Hex 1.25
TMAL-200280	Long Motor Mount Driver Hex 1.25
THKS-200290	Short Ratchet Insertion Tool Hex 2.42
THKL-200300	Long Ratchet Insertion Tool Hex 2.42
TMAS-200250	Short Motor Mount Driver Hex 2.42
TMAL-200260	Long Motor Mount Driver Hex 2.42
DREX-300500	Drill Extender
RW-200311	Ratchet Wrench
TDP-200320	Depth Probe

Instruments are also sold separately.

Mini Surgical Kit

Catalog No. **MSBOX-002**

Ditron Dental's mini surgical kit has a compact and efficient design for a complete range of procedures. The kit includes color coded external irrigation drills for a safe procedure.



Contents

DRM19-300419	Marking Drill Ø1.9mm
DRP20-300420	Pilot Drill Ø2.0mm
DRT25-300425	Twist Drill Ø2.5mm
DRT28-300428	Twist Drill Ø2.8mm
DRT32-300432	Twist Drill Ø3.2mm
DRT38-300438	Twist Drill Ø3.8mm
DRCS-300510	Countersink Standard Ø3.75 / 4.20mm
DREX-300500	Drill Extender
TRAS-200230	Short Ratchet Screwdriver Hex 1.25
TRAL-200240	Long Ratchet Screwdriver Hex 1.25
TMAS-200270	Short Motor Mount Driver Hex 1.25
TMAL-200280	Long Motor Mount Driver Hex 1.25
THKS-200290	Short Ratchet Insertion Tool Hex 2.42
THKL-200300	Long Ratchet Insertion Tool Hex 2.42
TMAS-200250	Short Motor Mount Driver Hex 2.42
TMAL-200260	Long Motor Mount Driver Hex 2.42
RW-200311	Ratchet Wrench

Instruments are also sold separately.



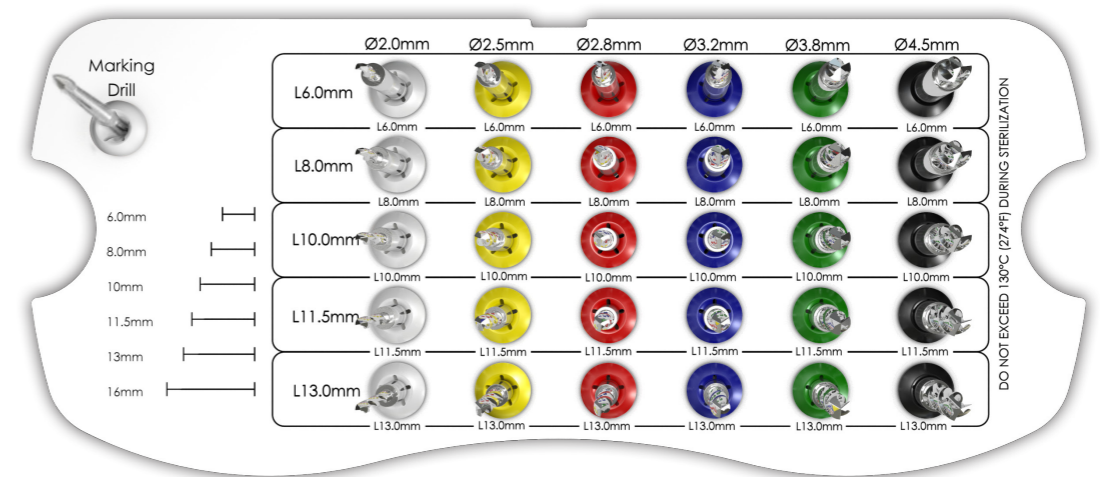
Full Stopper Drill Kit

Catalog No. **DISKIT**

The Ditron integral stopper kit is designed to streamline the clinician's drilling process.

Each drill contains an integral stopper which prevents over-drilling and eliminates the need to carefully follow drill depth markings while enhancing procedure safety and avoiding possible drill depth errors.

- The Ditron kit contains a separate drill for each diameter and length of implants.
- All drills are externally irrigated, intended for multiple use and are color-coded.



	Ø2.0mm	Ø2.5mm	Ø2.8mm	Ø3.2mm	Ø3.8mm	Ø4.5mm
L6.0mm	DPIS-200L06	DRIS-250L06	DRIS-280L06	DRIS-320L06	DRIS-380L06	DRIS-450L06
L8.0mm	DPIS-200L08	DRIS-250L08	DRIS-280L08	DRIS-320L08	DRIS-380L08	DRIS-450L08
L10.0mm	DPIS-200L10	DRIS-250L10	DRIS-280L10	DRIS-320L10	DRIS-380L10	DRIS-450L10
L11.5mm	DPIS-200L11	DRIS-250L11	DRIS-280L11	DRIS-320L11	DRIS-380L11	DRIS-450L11
L13.0mm	DPIS-200L13	DRIS-250L13	DRIS-280L13	DRIS-320L13	DRIS-380L13	DRIS-450L13

For all drills an additional 1.0mm must be added to length of the drill to account for the cutting tip.



Surgical Tube

Catalog No. **MMBOX-003**

Proprietary patent pending surgical tube which delivers all your surgical essentials at the palm of your hand. This autoclavable aerospace grade stainless-steel tray has 3 parts:

- Cover tray/lid
- Mid-tray with ratchet wrench and seven silicon inlets securely hold additional drills and tools
- Base to be used as a Depan-Dish



Contents

DRM19-300419 Marking Drill Ø1.9mm

DRP20-300420 Pilot Drill Ø2.0mm

DRT28-300428 Twist Drill Ø2.8mm

DRT32-300432 Twist Drill Ø3.2mm

DRT38-300438 Twist Drill Ø3.8mm

THKL-200300 Long Ratchet Insertion Tool Hex 2.42

TRAL-200240 Long Ratchet Screwdriver Hex 1.25

SRW-200312 Short Ratchet Wrench

Built-in Depan-Dish



Stopper Drill Tube
Catalog No. **D-Tube**



The D-tube – a revolutionary Drill Stopper Kit! This exceptional device allows you, the dentist, to experience both precision and safety through a unique and patented design.

Every segment contains only one single length of integral stopper drills (8mm, 10mm, 11.5mm and 13mm) eliminating the risk of mistakes.

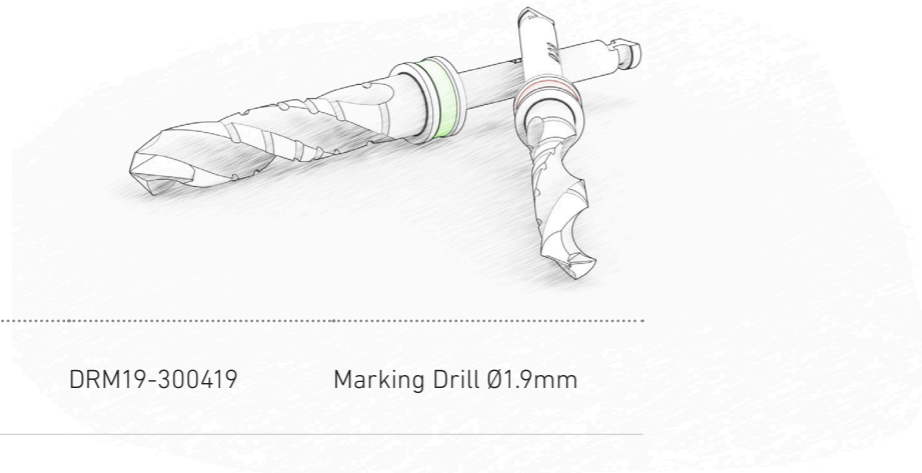
Simply open the length size segment you need and follow the drill protocol by diameter. Furthermore, in every segment you will find an integral measurement gage to ensure the correct drill length – adding an additional safety feature. The D-tube base is designed to serve as a holder for drills and other needed surgical tools while the top cover can be used to hold used drills during the surgery.

	Ø2.0mm	Ø2.5mm	Ø2.8mm	Ø3.2mm	Ø3.8mm
L8.0mm	DPIS-200L8	DPIS-250L8	DPIS-280L8	DPIS-320L8	DPIS-380L8
L10.0mm	DPIS-200L10	DRIS-250L10	DRIS-280L10	DRIS-320L10	DRIS-380L10
L11.5mm	DPIS-200L11	DRIS-250L11	DRIS-280L11	DRIS-320L11	DRIS-380L11
L13.0mm	DPIS-200L13	DRIS-250L13	DRIS-280L13	DRIS-320L13	DRIS-380L13

For all drills an additional 1.0mm must be added to length of the drill to account for the cutting tip








Surgical Drills






	DRM19-300419	Marking Drill Ø1.9mm
	DRP20-300420	Pilot Drill Ø2.0 mm
	DRT25-300425	Twist Drill Ø2.5 mm
	DRT28-300428	Twist Drill Ø2.8 mm
	DRT32-300432	Twist Drill Ø3.2 mm
	DRT38-300438	Twist Drill Ø3.8 mm
	DRT45-300445	Twist Drill Ø4.5 mm
	DRT50-300450	Twist Drill Ø5.0 mm
	DRT50-300455	Twist Drill Ø5.5 mm
	DREX-300500	Drill Extender
	TPP-200330	Parallel Pin
	DRCS-300510	Countersink Standard Ø3.75 / 4.20 mm
	DRCW-300520	Countersink Wide Ø5.0 / 6.0 mm




Integral Stopper Drills

	Ø2.0mm	Ø2.5mm	Ø2.8mm	Ø3.2mm	Ø3.8mm	Ø4.5mm
 L6.0mm	DPIS-200L06	DRIS-250L06	DRIS-280L06	DRIS-320L06	DRIS-380L06	DRIS-450L06
 L8.0mm	DPIS-200L08	DPIS-250L08	DPIS-280L08	DPIS-320L08	DPIS-380L08	DPIS-450L08
 L10.0mm	DPIS-200L10	DRIS-250L10	DRIS-280L10	DRIS-320L10	DRIS-380L10	DRIS-450L10
 L11.5mm	DPIS-200L11	DRIS-250L11	DRIS-280L11	DRIS-320L11	DRIS-380L11	DRIS-450L11
 L13.0mm	DPIS-200L13	DRIS-250L13	DRIS-280L13	DRIS-320L13	DRIS-380L13	DRIS-450L13

Tissue Punch

	D RTP-300300	Tissue Punch Ø3.0mm
	D RTP-300400	Tissue Punch Ø4.0mm
	D RTP-300450	Tissue Punch Ø4.5mm
	D RTP-300500	Tissue Punch Ø5.0mm



Trephine Burr

	D RTB-303040	Trephine Burr Outer Ø4.0 mm, Inner Ø3.0mm
	D RTB-304050	Trephine Burr Outer Ø5.0 mm, Inner Ø4.0mm
	D RTB-305060	Trephine Burr Outer Ø6.0 mm, Inner Ø5.0mm


Prosthetic Screws




Multi-Unit Abutment Screw

	MUAS-2002	Screw for Multi-Unit Abutment
	MUPS-9181	Screw for Multi Unit Healing Cap
	MUS-9150	Open Tray Screw for Multi-Unit Abutment - Long
	MUS-9151	Closed Tray Screw for Multi-Unit Abutment - Short
	MUS-9170	Titanium Screw for Multi-Unit Prosthetics

CAD CAM

	SDA-8040	Digital Analog Screw
--	----------	----------------------



Transfer Screw

	TRS-3050	Short Screw for Slim Impression Coping
	TRS-3040	Long Screw for Open Tray Impression Coping
	TRS-3060	Screw for Closed Tray Impression Coping

Implant Abutment Screw

	ABTS-2000	Titanium Abutment Screw L8.1mm
	ABTS-2001	Titanium Screw for Casted Abutment

Cover Screw

	SCR-1000	Cover Screw for Implants Ø3.75-6.0
	SCR-1001	Cover Screw for Implants Ø3.3-3.5

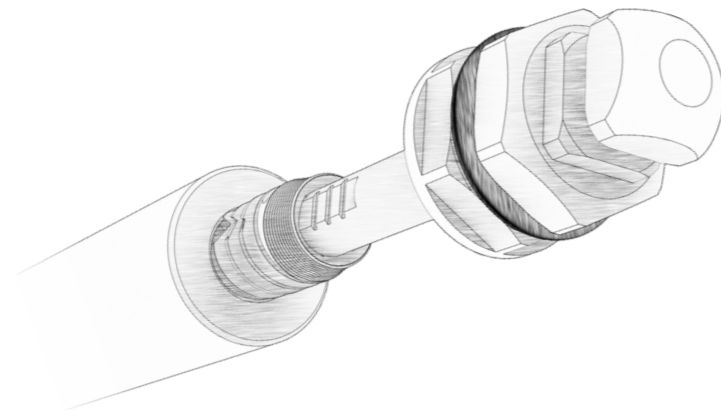
Ratchets & Depth Probe










	SRW-200312	Short Ratchet Wrench
	RW-200311	Ratchet Wrench
	TRW-200310	Torque Ratchet 10-70 Ncm

	TDP-200320	Implant Site Depth Probe
---	------------	--------------------------











Insertion Tools



Implants

	THKS-200290	Short Ratchet Insertion Tool Hex 2.42
	THKL-200300	Long Ratchet Insertion Tool Hex 2.42
	TMAS-200250	Short Motor Mount Driver Hex 2.42
	TMAL-200260	Long Motor Mount Driver Hex 2.42
	TSQK-200340	OPI Hand & Ratchet Key
	THRS-200291	Short Implant Torque Driver Hex 2.42
	THRL-200301	Long Implant Torque Driver Hex 2.42

Prosthetics

	THSS-200210	Short Manual Screwdriver Hex 1.25
	THSL-200220	Long Manual Screwdriver Hex 1.25
	TRAS-200230	Short Ratchet Screwdriver Hex 1.25
	TRAL-200240	Long Ratchet Screwdriver Hex 1.25
	TMAS-200270	Short Motor Mount Driver Hex 1.25
	TMAL-200280	Long Motor Mount Driver Hex 1.25
	TMUA-200350	Multi-Unit Torque Driver
	TMUA-200360	Multi-Unit Motor Mount Driver
	TMUA-200370	Long Multi-Unit Motor Mount Driver
		MULTI-LOC Liberator Multi Function Tool

Packaging

Ultimate™ & MPI™ Packaging

Ditron's packaging is meticulously designed to provide effortless handling and enhanced safety throughout surgical procedures. From secure implant storage to accurate placement in the implant bed, the packaging ensures both reliability and convenience for clinicians.

The innovative mountless design enables the clinician to retrieve the implant using the placement tool of their choice—whether a hand key, ratchet adaptor, or motor—offering unparalleled flexibility and ease during procedures.


Key implant details, such as type, diameter, and length, are prominently displayed on the packaging exterior for quick and accurate identification.

The package includes:

- Outer tube
- Titanium sleeve
- Plastic cap
- Implant and cover screw

Additionally, each package has three self-adhesive labels, simplifying documentation and traceability. These labels are intended for recording in the patient's medical records, sharing with the prosthetic team, and ensuring traceability of all components across every stage of the treatment process.





Quick identification of implant diameter and length. The upper number represents the implant diameter, while the lower represents the implant length

Perforated line for quick opening

Implant Type

SKU/Catalog Number

Diameter & Length

Batch Code

Manufacture Date

Expiration Date

Sterilized Using Irradiation



Ditron Dental products with the CE Mark fulfill the requirements of the Medical Device Directive 93/42/EEC

The rectangular box allows convenient storage in the designated drawer

The Ditron 10-Implant Box is a crafted storage and presentation solution. This compact and durable box is designed to securely hold and organize up to 10 implants, ensuring safety and accessibility.



Each package is designed with several indications that ensure fast and reliable product identification:

- Lid color indication: Seven colors represent different diameters: yellow, purple, brown, red, blue, green, and white.
- The label on the tube's lid indicates the implant's diameter and length.
- A product characterization label is positioned outside the implant's outer tube.



Explanation of Symbols

	Catalog number		Batch code / number
	Medical device		MR conditional
	Use by date		Date of manufacture
	Do not reuse		Do not resterilize
	Sterilized using irradiation		Do not use if package is damaged
	Non-sterile		Single sterile barrier system with protective packaging inside
	Ce mark		Authorized representative in the European community
	Keep away from sunlight		Prescription device
	Keep dry		Manufacturer
	importer		Distributor
	Caution, consult accompanying documents		



.Ditron Dental Ltd
Haofe St. South Ind. Zone. Ashkelon 7878002. Israel 2
Tel: +972.8.6711841

www.ditrondental.com

Ditron Dental's quality system complies with international quality control standards: ISO 13485:2003/2012 – Quality Management System for Medical Devices, ISO 9001:2000 – Quality Management System and CE Directive for Medical Devices 93/42/EEC.

All products are 510 (k) cleared by the FDA.

All rights are reserved.

Warning: only a licensed dentist should use these products.

